




State of the Art, Inc.

Thin Film Chip Resistor

M55342/10 RM1010

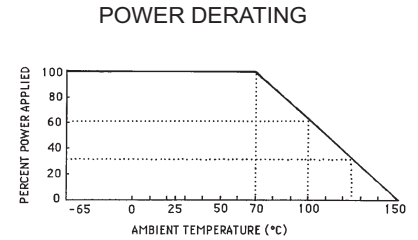
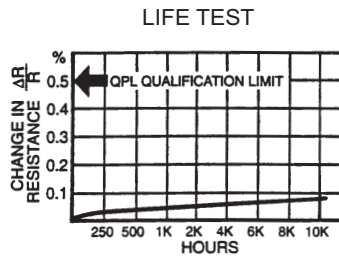
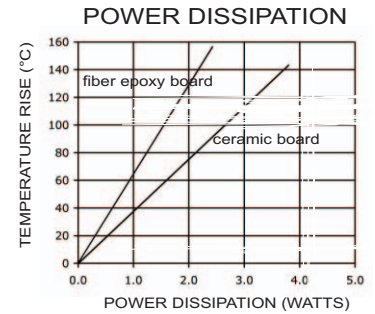
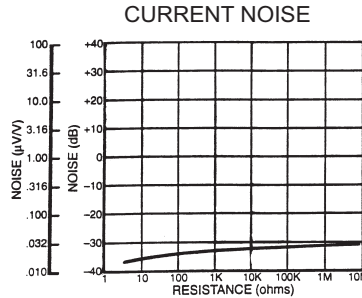


PERFORMANCE

Resistance Range **100Ω - 1MΩ**
 Tolerances **0.1%, 1%, 2%, 5%**
 Maximum Power **500 mW**
 Maximum Voltage **75 Volts**

TESTS	CHARACTERISTICS*	
	E	H
TCR (-55 to +125 °C) in ppm/°C	±25	±50
Thermal Shock	±0.1%	±0.25%
Low Temperature Operation	±0.1%	±0.25%
Short-time Overload	±0.1%	±0.1%
Resistance to Soldering Heat	±0.2%	±0.25%
Moisture Resistance	±0.2%	±0.4%
Life, 2,000 Hours (qualification)	±0.5%	±0.5%
High Temperature Exposure	±0.1%	±0.2%

*Maximum allowable change per MIL-PRF-55342, typical change is 10% of these values.



PART NUMBERING

M55342 H 10 B 100D R - TR

PACKAGING CODE: TR = Tape & Reel W= Waffle Pack

PRODUCT LEVEL DESIGNATOR: M: 1% per 1000 hrs. R: 0.01% P: 0.1% T: Space Level C: Non - ER

RESISTANCE AND TOLERANCE CODE:

Three significant digits, with a letter indicating the decimal location, the tolerance, and the value range.

A: 0.1% Ω D: 1% Ω G: 2% Ω J: 5% Ω
 B: 0.1% K Ω E: 1% K Ω H: 2% K Ω K: 5% K Ω
 C: 0.1% M Ω F: 1% M Ω T: 2% M Ω L: 5% M Ω

TERMINATION MATERIALS: B: Solderable wraparound W: Gold wire bondable

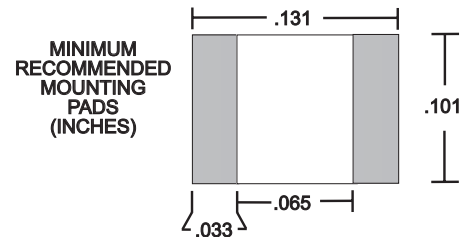
SIZE CODE: /10 = RM1010

TEMPERATURE CHARACTERISTIC: E: ± 25ppm H: ± 50ppm

PERFORMANCE SPECIFICATION MIL-PRF-55342

MECHANICAL

	INCHES	MILLIMETERS
Length	.101 (.098 - .112)	2.57 (2.49 - 2.84)
Width	.095 (.095 - .105)	2.41 (2.41 - 2.67)
Thickness	.018 (.015 - .033)	0.46 (0.38 - 0.84)
Top Term	.015 (.010 - .020)	0.38 (0.25 - 0.51)
Bottom Term	.015 (.010 - .020)	0.38 (0.25 - 0.51)
Gap	.071 (.067 - .075)	1.80 (1.70 - 1.91)
Approx. Weight	.0105 grams	



2470 Fox Hill Road, State College, PA 16803-1797

Phone (814) 355-8004 Fax (814) 355-2714 Toll Free 1-800-458-3401

04/09/08

Specifications subject to change without notice.

www.resistor.com